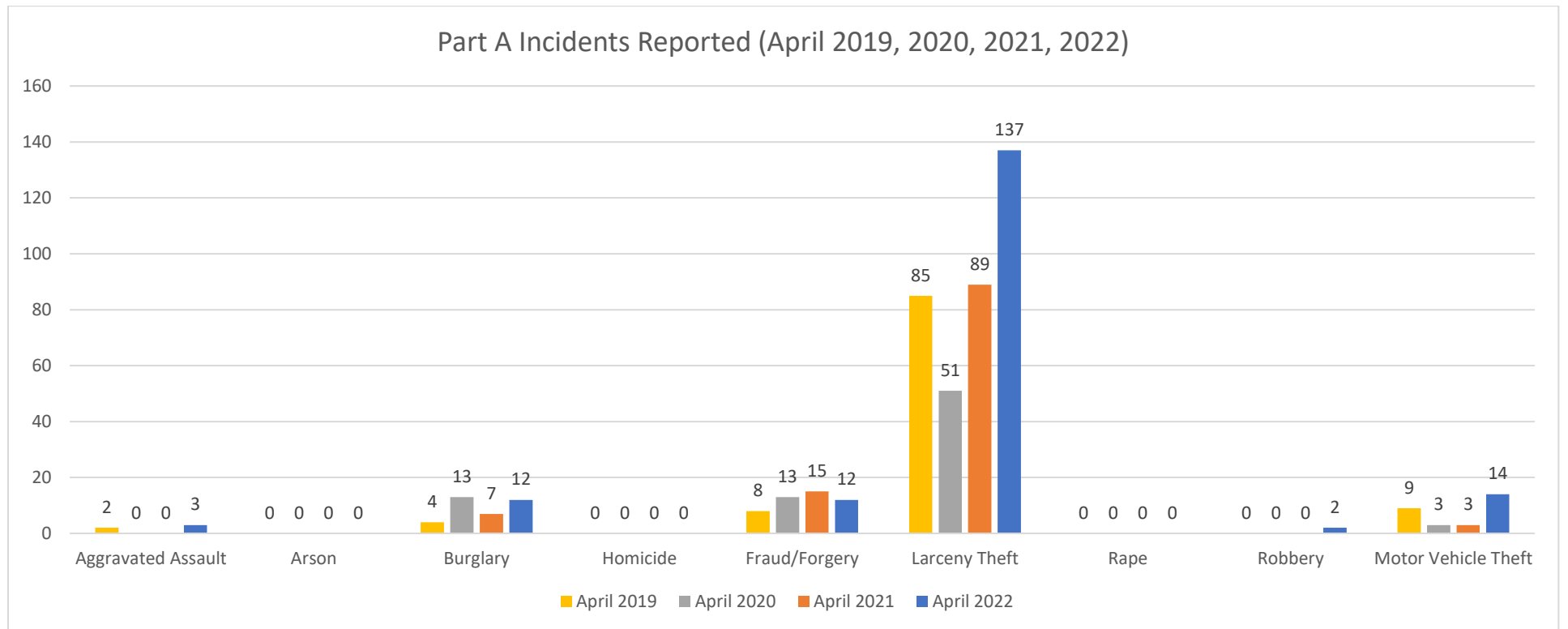


Issaquah Police Department Monthly Activity Report
 April 2022

For more information, please visit our Police Community Dashboard at <https://www.issaquahwa.gov/2927/Community-Dashboard>

Part A Crimes Reported	April 2022	April 2021	April 2020	April 2019	2022 YTD	2021 YTD	2020 YTD
Aggravated Assault	3	0	0	2	6	1	1
Arson	0	0	0	0	0	0	2
Burglary	12	7	13	4	55	54	34
Homicide	0	0	0	0	0	0	0
Fraud/Forgery	12	15	13	8	56	57	43
Larceny Theft	137	89	51	85	587	341	274
Rape	0	0	0	0	1	2	0
Robbery	2	0	0	0	6	2	1
Motor Vehicle Theft	14	3	3	9	51	30	20
Part A Crimes - TOTAL	180	114	80	108	762	487	375
Crimes Against Person - TOTAL	15	19	9	10	57	38	66
Crimes Against Property - TOTAL	35	31	33	23	152	91	113
Crimes Against Society - TOTAL	5	0	3	8	8	7	16

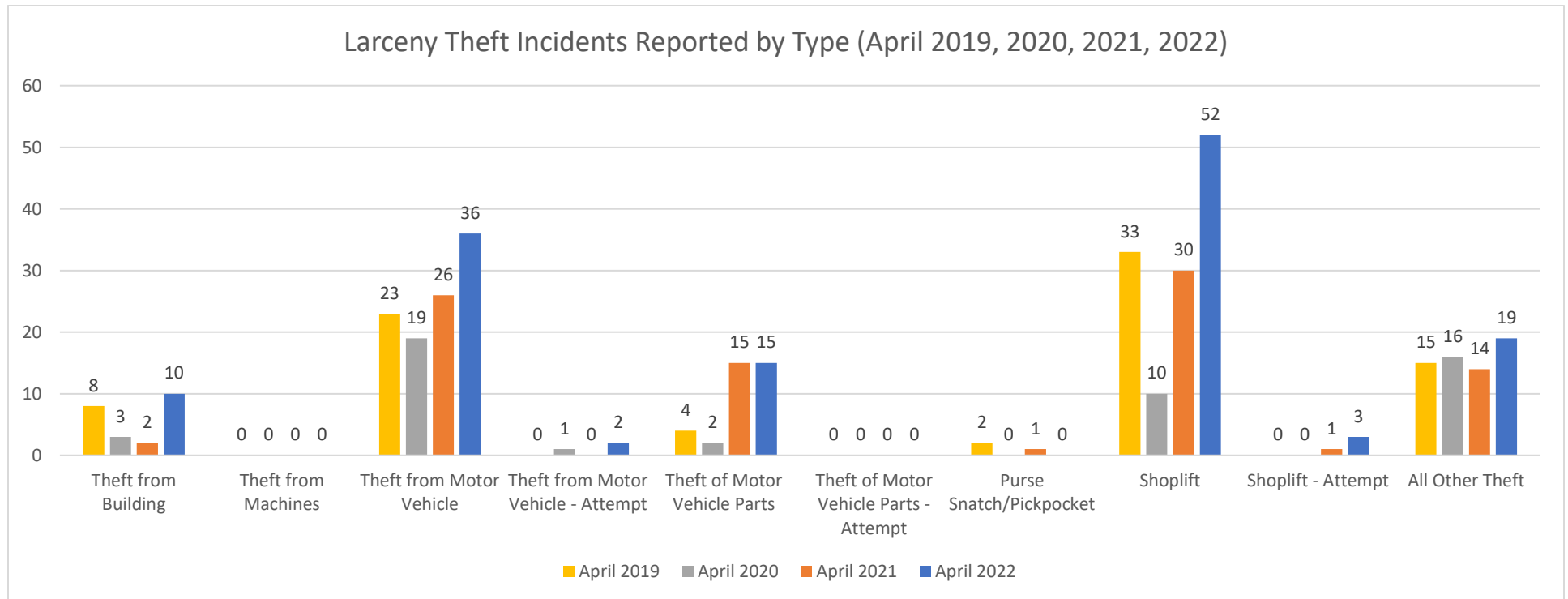


Issaquah Police Department Monthly Activity Report
 April 2022

Communications	April 2022	April 2021	April 2020	April 2019		2022 YTD	2021 YTD	2020 YTD
Call Center Calls - TOTAL	2320	3014	data not available	data not available		9587	12040	data not available

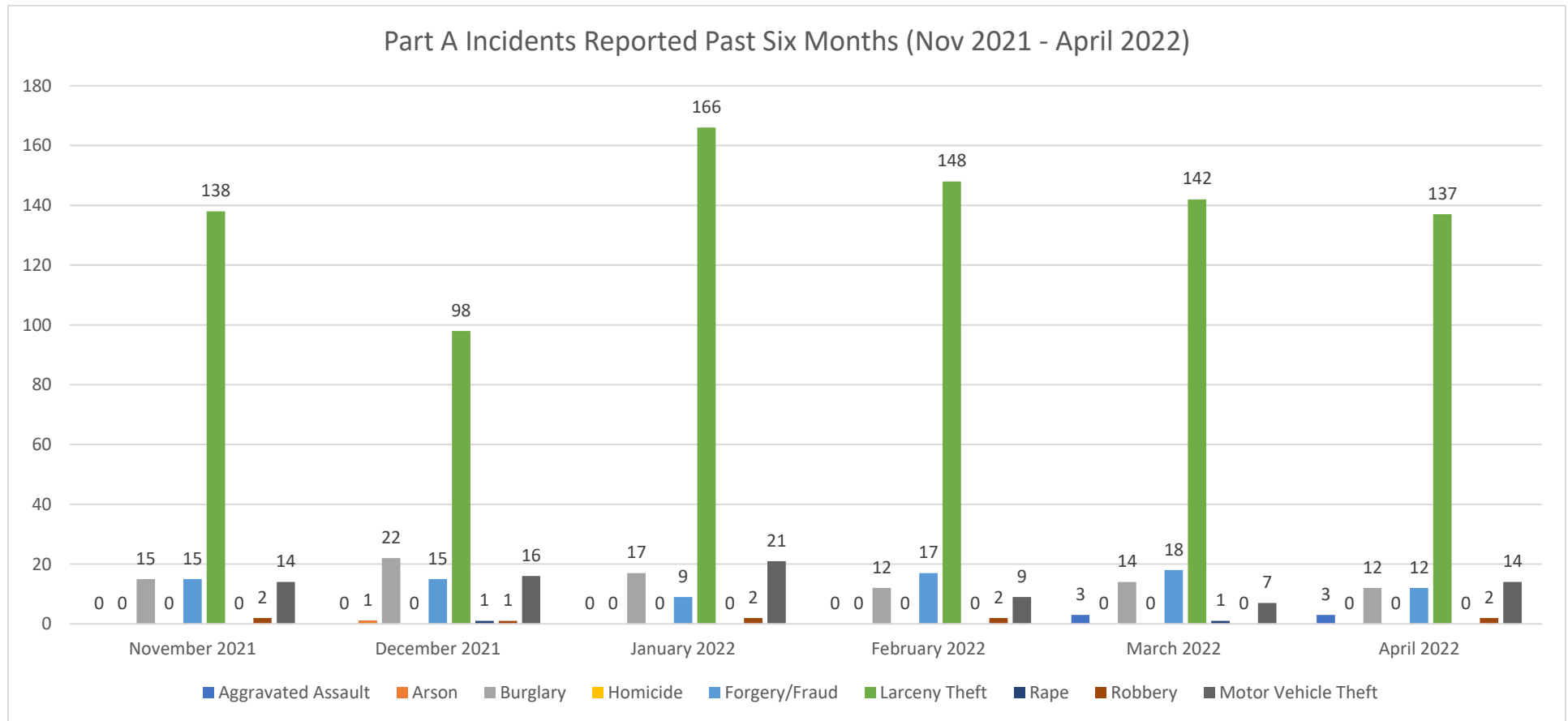
Larceny Theft Drill Down	April 2022	April 2021	April 2020	April 2019		2022 YTD	2021 YTD	2020 YTD
Theft from Building	10	2	3	8		25	14	20
Theft from Machines	0	0	0	0		1	0	0
Theft from Motor Vehicle	36	26	19	23		162	113	76
Theft from Motor Vehicle - Attempt	2	0	1	0		11	4	1
Theft of Motor Vehicle Parts	15	15	2	4		87	51	8
Theft of Motor Vehicle Parts - Attempt	0	0	0	0		1	0	0
Purse Snatch/Pickpocket	0	1	0	2		1	1	2
Shoplift	52	30	10	33		233	108	106
Shoplift - Attempt	3	1	0	0		7	1	2
All Other Theft	19	14	16	15		59	49	59
Larceny Theft Crimes - TOTAL	137	89	51	85		587	341	274

Larceny Theft Incidents Reported by Type (April 2019, 2020, 2021, 2022)



Issaquah Police Department Monthly Activity Report
 April 2022

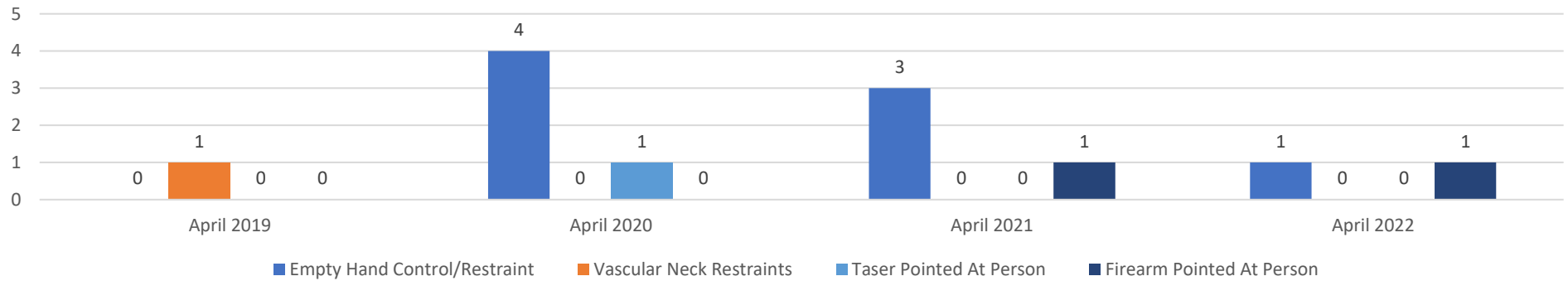
Incidents in the Past Six Months	November 2021	December 2021	January 2022	February 2022	March 2022	April 2022
Aggravated Assault	0	0	0	0	3	3
Arson	0	1	0	0	0	0
Burglary	15	22	17	12	14	12
Homicide	0	0	0	0	0	0
Forgery/Fraud	15	15	9	17	18	12
Larceny Theft	138	98	166	148	142	137
Rape	0	1	0	0	1	0
Robbery	2	1	2	2	0	2
Motor Vehicle Theft	14	16	21	9	7	14
Part A Crimes - TOTAL	184	154	215	188	185	180



Issaquah Police Department Monthly Activity Report
April 2022

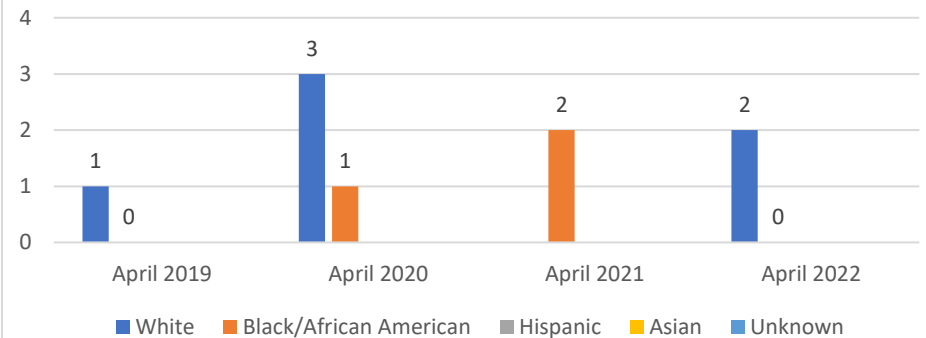
Use of Force Incidents	Empty Hand Control/Restraint	Vascular Neck Restraints	Pepper Spray	Impact Weapons	Taser Pointed At Person	Taser Discharged at Person	Firearm Pointed At Person	Firearm Discharged at Person
April 2019	0	1	0	0	0	0	0	0
April 2020	4	0	0	0	1	0	0	0
April 2021	3	0	0	0	0	0	1	0
April 2022	1	0	0	0	0	0	1	0

Use of Force by Type of Force (April 2019, 2020, 2021, 2022)



Incidents by Race/Ethnicity of Subject	White	Black/African American	Hispanic	Asian	Unknown
April 2019	1	0	0	0	0
April 2020	3	1	0	0	0
April 2021	0	2	0	0	0
April 2022	2	0	0	0	0

Use of Force Incidents by Race/Ethnicity of Subject (April 2019, 2020, 2021, 2022)



In alignment with the 2020 Issaquah Police Accountability, Equity, and Human Services Action Plan, the City is adding data related to incidents of force being used in the pursuit of public safety. Monthly data comparing the incidents of use of force for the same month in subsequent years (ex. April 2019, April 2020, etc.) will be provided in each future Monthly Activity Report. Annual and year-to-date data will be calculated as each subsequent month is added with complete data being provided by December 2022. Additional data on injury to subject and officer during incident and location of incident can be added to this preliminary report.